

# Stuffed Portobello mushrooms, sun-dried tomato and basil gratin

Cuisine: Italian  
Food category: Vegetarian dishes






Author: Jaroslav Mikoška

Company: Retigo


Program steps


Preheating: 200 °C

1


 Combination


 50 %

 Termination by time

 00:10 hh:mm


 200 °C


 100 %




2

put the filling inside of the mushrooms

 Golden touch

 230 °C

 100 %

Ingredients - number of portions - 4		
Name	Value	Unit
portobello mushrooms, cleaned, stalks removed	4	pcs
olive oil	30	ml
salt	1	g
black pepper	1	g
sun-dried tomatoes	200	g
cloves garlic, peeled, crushed	2	pcs
small bunch fresh basil	1	pcs
finely chopped fresh flatleaf parsley	1	g
1cm thick rounds mature goats' cheese	4	pcs
bunch watercress	1	pcs
bunch wild rocket	1	pcs
olive oil	15	ml
balsamic vinegar	5	ml

Directions

Preheat the oven to 200C, combi mode 50%.

Brush the undersides of the mushrooms with half of the olive oil, season with salt and freshly ground black pepper and place onto a Retigo snack GN container. Roast for 10 minutes, or until the mushrooms begin to soften. Remove from the oven and set aside.

Drain the soaked sun-dried tomatoes and place into the bowl of a food processor. Add the garlic, basil, parsley and the remaining olive oil. Blend to a rough paste, adding more olive oil if necessary to loosen the mixture. Season, to taste, with salt and freshly ground black pepper.

Spread a quarter of the paste inside one of the mushrooms and top with a slice of the goats' cheese. Repeat with the remaining stuffing mixture, mushrooms and goats' cheese.

Place the stuffed mushrooms back onto the Retigo snack and cook for 5 minutes, using Golden Touch function or until the cheese is golden-brown and bubbling.

To serve, mix the watercress and wild rocket together in a bowl and dress with the olive oil and balsamic vinegar.

Divide the salad among four serving plates, then place a stuffed mushroom on each plate and serve.

## Recommended accessories



Vision Bake